

Model

REV

DATE

CHANGE LIST

20101029

CN00001 pin4 NC-->per customer request

20101109

R00001/4/3/2/5-->From 220ohm to 330ohm.
R00007 from 1.5k to 100ohm,R00006 from 1.5k to 487ohm

JR8

LED (UIF)

CAPs (blue)

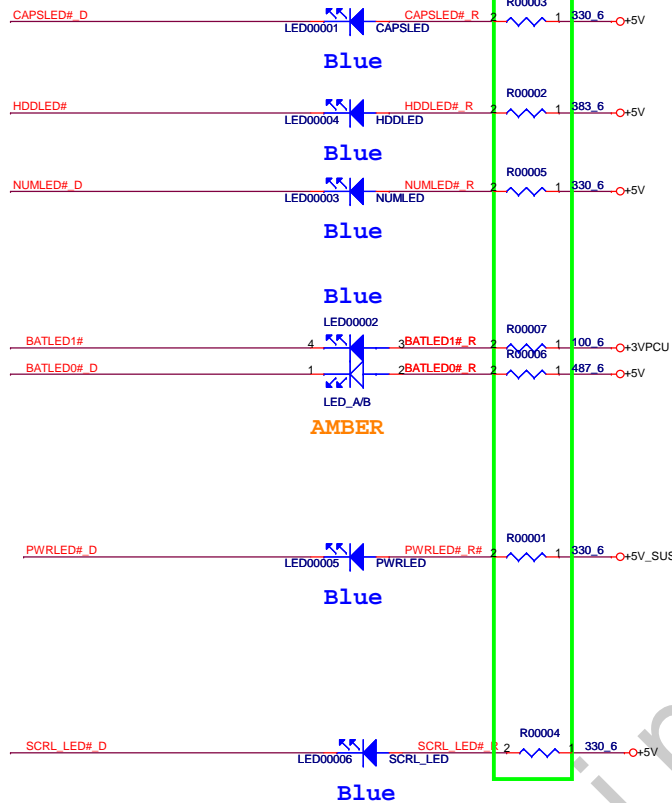
HDD (blue)

NUM (blue)

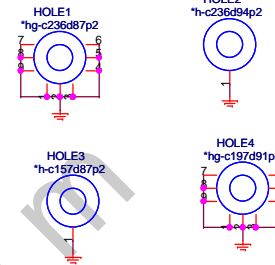
Battery (blue/amber)

Power (blue)

SCRL (blue)



11/16: C Stage
Resistor-->From 220ohm to 330ohm
Resistor-->R00007 from 1.5k to 100ohm, R00006 from 1.5k to 487ohm



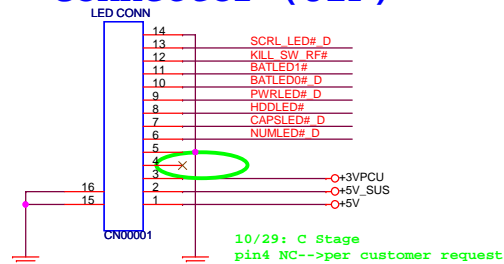
Placement(TOP VIEW)

Power Status	Bat Status	HDD	NUM	CAPS	SCRL
LED5	LED4	LED2	LED3	LED1	LED6

Connector (UIF)

Switch (KSW)

RF_SW

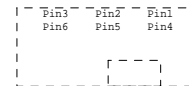


10/29: C Stage
pin4 NC-->per customer request

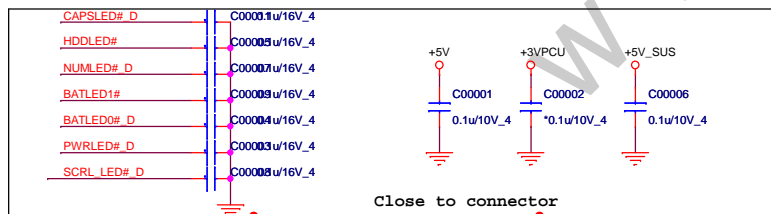
KILL_SW_RF# active low(short 2-3)
KILL_SW_RF# inactive (short 1-2)

OFF WLAN/BT
ON WLAN/BT

ON



SW on BOT(TOP VIEW)



Close to connector



Quanta Computer Inc.

PROJECT : JR8

Size	Document Number	Rev
	LED BOARD	3A
Date:	Friday, December 03, 2010	Sheet 1 of 1